

BLUE BEETLE vertical column



The BLUE BEETLE concept combines a vertical column, supplying electrical equipment on the sides of the feeding points, and medical gases on the front panel. The modern design wall unit allows a multifunction and room adapted lighting. All decorative finishes available.



The BLUE BEETLE column has been specially studied for vertical distribution medical gas that is required in nursery stations.

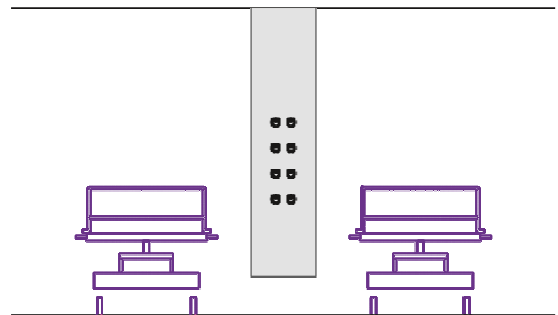
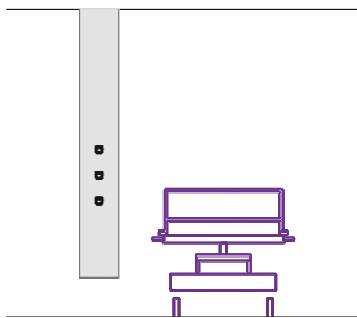
- A set of 2 segregate aluminum profiles (or wooden edges) on each sides closed by a melamine or laminated wood panel, clipped onto the wall support (on full height).

Wall mounted at 40 cm from the ground up to the false ceiling for an easy access to the medical gas outlets and electrical sockets behind the front panel.

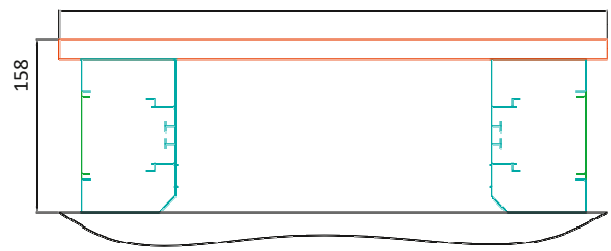
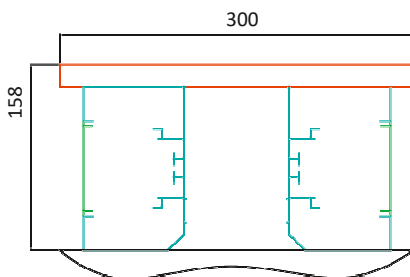
- The care unit system for medical use is placed at 1.40m including medical gases on the front panel. Electrical accessories are disposed on the vertical aluminum side trunkings.
- A LED night light can be integrated at the bottom of the column.
- Melamine or laminated shock-resistant faced chipboard.

Over 250 finishes available.

Possible electrical connection with a pluggable cable system between the column and the lighting.


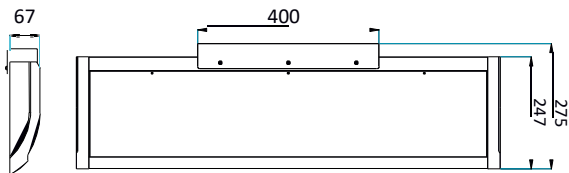



500



LIGHTINGS

The BLUE BEETLE concept provides a medical gas and electrical equipment case (CE mark) with indirect/direct lightings CERAH and MUSSE types.



	Length (mm)
CERAH 50	1 235
CERAH 40	935
CERAH 20	495

	Length (mm)
MUSSE 50	1 320
MUSSE 40	1 020

	Length (mm)	Indirect	Reading	Cares	Weight	Grey
Cérah 50	1235	54w	54w (50%)*	3x54w	5kg	VEC0550
Cérah 50 Eco	1235	54w	54w	A + L	5kg	VEC0546
Cérah 40	935	2x39w	39w (50%)*	3x39w	4kg	VEC0551
Cérah 40 LED	935	2x39w	12w LED	A + L	4kg	VEC0549
Cérah 40 Eco	935	2x39w	39w	A + L	4kg	VEC0547
Cérah 20	495	2x36w			2,5kg	VEC0552

* dimming variation



	Length (mm)	Indirect	Reading	Cares	Weight	Grey	White
Musse 50	1320	2x54w	54w (50%)*	3x54w	4kg	VEC0565	VEC0564
Musse 50 Eco	1320	2x54w	54w	A + L	4kg	VEC0569	VEC0568
Musse 40	1020	2x39w	39w (50%)*	3x39w	3,5kg	VEC0563	VEC0562
Musse 40 LED	1020	2x39w	12w LED	A + L	3,8kg	VEC0570	VEC0571
Musse 40 Eco	1020	2x39w	39w	A + L	3,5kg	VEC0567	VEC0566

* dimming variation

CARPENTRY

Our know-how in the field of design and woodworking at the RESINOR Workshop since 2010 allows us to satisfy your customized needs at factory price.

We can extend our fittings to office cabinets for a perfect uniformity of the area.

Our team of professional fitters will efficiently complete your event installations.



Personalize the area by choosing among over 250 graphic surfaces and embedded photos on a laminated immutable support.

3 types of panels available (melamine, laminated or HPL panels) in anti-fire version and/or antibacterial.

Available in multiple finishes such as wood, metal, etc among the world's largest manufacturers of the market.



TECHNICAL SPECIFICATIONS

- Electrical Class : class I according to the NF60601-1 standard.
- IP20 protection rating.
- Glow wire : 850°C according to the NF EN 60 695-2-11 standard.
- Finish with epoxy paint of RAL 9016 white color or Grey Aluminum.
- Materials : aluminum, laminated or melamine panels.
- Weight : about 4.5kg..
- Cardboard, plastic film and wooden case packaging.
- Wall mount support on metallic structure.
- Cleaning and disinfecting with a soft cloth.